



HOMIE

buyers

GUIDE

kw ATLANTA
PARTNERS
KELLERWILLIAMS.REALTY

Soniya Nomin.

| architecture & design | airbnb | real estate |



Hello,

I AM SONIYA MOMIN

YOUR LOCAL REAL ESTATE EXPERT

Nice to "meet" you!

I'm a forever resident of Atlanta with a passion for architecture and design. I am patient, genuine and committed to your success offering invaluable insight into the lifestyle you're looking for. As a realtor, my first priority is to make my clients happy. I listen to your wants and needs to achieve the best outcome in every transaction, and I strive to ensure that the buying and selling process is fun, easy, and stress-free.

With my experience in interior design and architecture, I am able to help you see potential in every property. Prior to real estate, I spent the first part of my career (and most of my life) as an Architectural Interior Designer developing floor plans, construction documents, and providing interior design for many different clients. I recently designed and constructed my personal modern home, I am a successful airbnb host, and have a portfolio of rental and investment properties. By wearing many hats and gaining knowledge through my ventures, I am able to provide valuable skills in real estate by educating home-buyers and sellers and assisting them to achieve their real estate goals.

LET'S CONNECT

☎ 404-917-7024

✉ SONIYA@KW.COM

🌐 WWW.SONIYA.KW.COM



the
PROCESS

THE HOME BUYING

Process

STEP 1

GET PRE-APPROVED

- Meet with a lender
- Prepare your credit
- Set a budget

STEP 2

MEET WITH YOUR AGENT

- Discuss budget
- Research area neighborhoods
- Set wants & needs

STEP 3

FIND YOUR HOME

- Tour homes
- Adjust criteria if necessary

STEP 4

MAKE AN OFFER

- Research comps in the area
- Work with your realtor to set up the best offer
- Negotiations may occur

STEP 5

OFFER SIGNED

- All negotiations are finished
- Both parties have signed contract

STEP 6

INSPECTIONS

- Professional inspects the property
- Discovers issues that may need to be worked into the purchase agreement
- Negotiate repairs

STEP 7

APPRAISAL

- Professional ensures the property is worth the loan and purchase price you agreed to pay

STEP 8

TITLE COMMITMENT

- The title company will send you a title insurance policy for the property after closing

STEP 9

DOCUMENTS TO LENDER

- Make sure all requested docs are sent to your lender prior to closing

STEP 10

CLOSING

- Final walk-through
- Sign closing documents
- Receive your keys

10 *steps* TO BUYING A HOME

- 1 FIND THE RIGHT AGENT
- 2 PREPARE FINANCES
- 3 GET PRE-APPROVED
- 4 START HOME SHOPPING
- 5 MAKE AN OFFER
- 6 ORDER AN INSPECTION
- 7 NEGOTIATE FINAL OFFER
- 8 APPRAISAL ORDERED
- 9 SCHEDULE THE MOVE
- 10 CLOSING DAY



1

FINDING THE RIGHT

agent

Buying a home is one of the most significant purchases in a lifetime. It is essential to have an experienced agent in your corner, always looking out for your best interest. A buyer agent's fiduciary responsibility is to represent the buyer and to ensure that they are protected.

After all, a seller has someone in their corner. A listing agent has an allegiance to the seller. Their goal is to get the seller top dollar for their home. There is incredible value in having someone working for YOUR best interests when buying a home.



GETTING YOU IN THE DOOR

We will narrow down the homes that fit your unique wants and needs and get you in the door! I look at dozens of homes every week, and I can help you identify potential problems within a home.

When repairs or changes in price need to be made, I will be your guide and handle requesting any repairs or changes in price to the sellers.

STAYING ON TOP OF THE PAPERWORK

Buying a home involves many types of documentation. I have the experience and knowledge to navigate real estate contracts. Ensuring that nothing is overlooked, and that you truly understand what a paper means before ever signing on the dotted line.

ON YOUR SIDE

A buyer's agent will represent your best interests. With a pulse on the local market and a sound understanding of how various amenities effect the value of a home, we will make sure we submit a competitive offer on the right house for you.

NEIGHBORHOOD EXPERT

I work daily in neighborhoods with inspectors, contractors, and negotiating with sellers. I have the market knowledge you need to get you the home of your dreams at the best price! Understanding the local real estate market is essential when it comes time to make an offer on a house.

PROBLEM SOLVER

I will work hard to protect all of your interests and take on any issues that may arise throughout the entire process. I work tirelessly to make sure buying a home is a fun and stress-free process.

AFFORDABILITY

The seller typically pays the commission for both the seller's agent and the buyer's agent.

2

prepare FINANCING

HOW MUCH HOUSE CAN YOU AFFORD?

Mortgage lenders recommend you do not buy a home that is more than 3 to 5 times your annual household income. If you are not purchasing a home with cash, you will need a mortgage pre-approval provided by your mortgage lender. A lender will work with you to get a loan that meets your needs. Some buyers are concerned with keeping their monthly payments as low as possible, others want to make sure that their monthly payments never increase.

CHECK YOUR CREDIT

A mortgage requires a good credit score. You can improve your score by:

- Paying down credit card balances
- Continuing to make payments on time
- Avoid applying for a new credit card or car loan until you have been approved
- Avoid making big purchases until you have been approved
- If possible, avoid job changes until you have been approved

SAVE CASH FOR A DOWN PAYMENT & OTHER EXPENSES

In order to make your dream of buying a home a reality, you will need to save cash for your down payment, earnest money, closing costs & home inspector.

- A Down Payment is typically between 3.5% & 20% of the purchase price
- Earnest Money is money you put down to show you're serious about purchasing a home. It's also known as a good faith deposit.
- Closing Costs for the buyer run between 2% & 5% of the loan amount
- A Home Inspection costs \$300 to \$500




3

get PRE-APPROVED

Being pre-approved, unlike being pre-qualified, means you've actually been approved by a lender for a specific loan amount. You will need to provide documented financial information (income, statements, assets, debt & credit reports etc.) to be reviewed & verified by the lender.

GET *qualified*

TYPE OF LOAN	CREDIT SCORE	DOWN PAYMENT
VA LOAN	620	NO DOWN PAYMENT
USDA LOAN	620	NO DOWN PAYMENT
FHA LOAN	580+ 500-579	3.5% 10%
203K LOAN	640	3.5%
CONVENTIONAL 97	620	3%
CONVENTIONAL LOAN	640	5-20%



INCOME QUALIFICATIONS

QUALIFYING INCOME

- W-2 Income/Salary
- Income from part-time jobs
- Income from a second Job
- Overtime & Bonuses
- Seasonal jobs
- Self-employed Income
- Alimony & child support (Documentation required)

NON-QUALIFYING INCOME

- Income from the lottery
- Gambling
- Unemployment pay
- Single bonuses
- Non-occupying co-signer income
- Unverifiable income
- Income from rental properties

NEEDED *documents*

- W2'S FROM THE PAST 2 YEARS
- 3 MONTHS WORTH OF PAY-STUBS
- BANK STATEMENTS (PAST 3 MONTHS)
- PREVIOUS 2 YEARS OF TAX RETURNS
- LIST OF YOUR DEBTS & ASSETS
- DIVORCE DECREE
- ADDITIONAL INCOME DOCUMENTS

TYPES OF mortgage loans

	WHO QUALIFIES	DOWN PAYMENT	UPFRONT MORTGAGE INSURANCE	MONTHLY MORTGAGE INSURANCE	MINIMUM CREDIT SCORE
VA Department of Veteran Affairs	Veterans Personnel with honorable discharge Reservists & National Guard Surviving Spouses	NONE	NONE	NONE	580
USDA Department of Agriculture	Someone who is buying a home in a USDA -designated rural area.	NONE	2% of the loan amount. Can be rolled into loan amount.	REQUIRED	640
FHA Federal Housing Administration	Anyone who meets the minimum credit and income levels.	At least 3.5% of purchase price	1.75% of loan amount	REQUIRED	580-640
203K Federal Housing Administration	Anyone who plans to purchase a fixer-upper or needs to renovate their home and meets credit & income requirements	At least 3.5% of purchase price	1.75% of loan amount	REQUIRED	580-640
CONVENTIONAL 97	Depending on the program, available first time home buyers (a buyer who hasn't owned in the last three years) can put 3% down with a Conventional 97 program.	Varies from 3%-20% of purchase price	NONE	REQUIRED	620
SELECT SMART PLUS	Anyone who meets lenders credit, income & debt level requirements	Varies from 3% -20%, but typically ranges from 5-20%	NONE	REQUIRED	620



start
HOME SHOPPING




4

start HOME SHOPPING

START TOURING HOMES IN YOUR PRICE RANGE

Time to start shopping! We will take notes on all the homes we visit. It can be hard to remember all the details of each home, so take pictures or videos to help you remember each home, and review the notes you have written. Once we have found THE house for you, we will present an appropriate offer based on recent sales and current buyer activity in the area, as well as the value of the property in its current condition. Negotiations may take place after the offer is presented.



tip

- Plan on looking at 5 or less houses per day - any more than that gets confusing and tiring
- A home inspector will inspect the home from top to bottom, so if you have any concerns we will make sure to bring it to their attention
- Think about how you will use the home on a daily basis and if it fits your needs.
- Paint is an inexpensive fix
- View homes in daylight and then drive by the home again at night if you have time
- Don't judge a home based on the furnishings
- Evaluate the neighborhood and surrounding areas
- Drive around the neighborhoods/areas you want to call home
- Are the surrounding homes well maintained?
- How much traffic is on the street?
- Is it conveniently located to areas you are interested in?



MAKE AN
offer

TEO YU YENN NATIONAL BESTSELLER

LOUIS VUITTON

WHEN TO MAKE AN OFFER:

So you have found THE house! Congrats! In today's market when the demand is higher than the amount of homes available it is important to act fast!

HOW MUCH TO OFFER:

We will sit down and look at recent sales and current buyer activity in the area, as well as the value of the property in its present condition. Putting all this information together, we will determine the price that you would like to offer.

SUBMITTING AN OFFER

There are some components to an offer that makes it more appealing to the sellers.

•Put Your Best Foot Forward

We will work together to discuss your options and create your very best offer. Depending on the circumstances, you may have only one chance to make a good impression.

•Put Down a Healthy Earnest Deposit

A large earnest money deposit shows the seller you are serious

•Cash Talks


A transaction that is not dependent on receiving loan approval is more attractive to a seller

•Shorter Inspection Periods

Try shortening the inspection period to 10 days

•Offer to Close on the Seller's Timeline

Sellers have a schedule in mind. Some need to close quickly, some need more time to move. I will make sure to ask this when making an offer to ensure the seller's know we are flexible and want to make this a smooth process for everyone involved.

**AFTER YOU SUBMIT AN OFFER****THE SELLER COULD****•ACCEPT THE OFFER****•DECLINE THE OFFER**

This happens if the seller thinks your offer isn't close enough to their expectations to further negotiate.

•COUNTER-OFFER

A counter-offer is when the seller offers you different terms. If this happens, you can:

•ACCEPT THE SELLER'S COUNTER-OFFER**•DECLINE THE SELLER'S COUNTER-OFFER****•COUNTER THE SELLER'S COUNTER-OFFER**

You can negotiate back and forth as many times as needed until you reach an agreement or someone chooses to walk away.

OFFER IS ACCEPTED - CONGRATS!

You will sign the purchase agreement and you are now officially under contract! This period of time is called the contingency period. Now inspections, appraisals, or anything else built into your purchase agreement will take place.



A photograph of a modern staircase with a glass railing, set against a dark background. The staircase is made of light-colored concrete or stone. The railing is made of glass panels held by metal spigots. The background is dark, making the staircase stand out. The text 'ESCROW' is overlaid in white, and 'revised' is overlaid in a gold cursive font.

ESCROW

revised



6

order AN INSPECTION

During the inspection period, we will schedule an inspection with a reputable home inspector to do a thorough investigation of the home. Once this is complete, the inspector will provide us with a list of their findings. You can take the issues as-is or request the seller to address some or all of the findings. We will be mindful and reasonable on smaller items while being very cautious and vigilant of potentially significant issues.

7

negotiate FINAL OFFER

Issues typically arise after the home inspection, and those issues tend to result in another round of negotiations for credits or fixes.

1. Ask for credit for the work that needs to be done.

Likely, the last thing the seller wants to do is repair work.

2. Think “big picture” and don’t sweat the small stuff.

A tile that needs some caulking or a leaky faucet can easily be fixed. Repairs are still up for negotiation and perhaps a small credit would help with closing costs.

3. Keep your poker face.

The listing agent will be present during inspections and revealing your comfort level with the home could come back to haunt you in further discussions or negotiations.

8

APPRAISAL *ordered*

Your lender will arrange for a third party appraiser to provide an independent estimate of the value of the house you are buying. The appraisal lets all parties involved know that the price is fair. The loan file then moves on to the mortgage underwriter.


If approved you will receive your final commitment letter that includes the final loan terms & percentage rates.

PROPERTY TITLE SEARCH

This ensures that the seller truly owns the property and that all existing liens, loans or judgments are disclosed.

HOME OWNERS INSURANCE

You'll need insurance for the new home before closing. This will protect against things like fire, storms, and flooding





scheduling
YOUR MOVE

scheduling YOUR MOVE

AFTER SIGNING

- Finalize Home Mortgage
- Schedule Home Inspection
- Declutter! Sort through every drawer, closet, cupboard & shelf, removing items you no longer need or like. Donate or sell items that are in good condition
- Get copies of medical records and store them with your other important documents
- Create an inventory of anything valuable that you plan to move
- Get estimates from moving companies

DO NOT BUY ANYTHING MAJOR UNTIL AFTER CLOSING

4 WEEKS TO MOVE

- Give 30 days notice if you are currently renting
- Schedule movers/moving truck
- Buy/find packing materials
- START PACKING

3 WEEKS TO MOVE

- Arrange appraisal
- Complete title search (Title company will do this)

2 WEEKS TO MOVE

- Secure Home Warranty
- Get quotes for home insurance
- Schedule time for closing
- Contact utility companies (water, electric, cable)
- Change address: mailing, subscriptions, etc.
- Minimize grocery shopping
- Keep on packing

1 WEEK TO MOVE

- Obtain certified checks for closing
 - Schedule and attend a final walkthrough
 - Finish packing
 - Clean
 - Pack essentials for a few nights in new home
 - Confirm delivery date with the moving company.
- Write directions to the new home, along with your cell phone number



CLOSING
day

10

closing DAY

✓ CLOSING DAY

Closing is when you sign ownership and insurance paperwork and you receive your new home's keys! Typically, closing takes four to six weeks. During this time, purchase funds are held in escrow, where your money is held safe until the transaction is complete.

✓ CLOSING DISCLOSURE

Lenders are required to provide you with a closing disclosure, at least three days before closing. This will show you what your final loan terms and closing costs will be. You will have three days to review the statement. This is done to ensure that there are no surprises at the closing table. If there is a significant discrepancy between the loan estimate and the closing disclosure, we must notify your lender and title company immediately.

✓ FINAL WALKTHROUGH

We will do a final walk through the home within 24 hours of closing to check the property's condition. This final inspection takes about an hour. We will make sure any repair work that the seller agreed to make has been done.

✓ CLOSING TABLE

Who will be there:

- Your agent
- The seller
- The seller's agent
- A title company representative
- Your loan officer
- Any real estate attorneys involved in the transaction

The closing typically happens at the title company. You will be signing lots of paperwork so get your writing hand warmed up! Some of the papers you will be signing include: the deed of trust, promissory note, and other documents

✓ CLOSING COSTS

Closing costs can vary depending on your home's purchase price and where you are located. You can generally expect your closing costs to be around 3% to 4% of the home's sales price. These closing costs can sometimes be shared with the seller.

✓ BRING TO CLOSING

- Government-issued photo ID
- Copy of the sales contract
- Homeowner's insurance certificate
- Proof of funds to cover the remainder of the costs

✓ RECEIVE YOUR KEYS

Congratulations! It was a lot of hard work but you are now officially homeowners!! Time to throw a party and get to know your new neighbors!



WHAT TO EXPECT

HONESTY & TRANSPARENCY

INTEGRITY

RESPECT

TIMELY & REACHABLE

ACTING IN YOUR BEST INTEREST



HOME

buyers

GUIDE

KW ATLANTA
PARTNERS
KELLERWILLIAMS.REALTY

Loniya Nomin.

| architecture & design | airbnb | real estate |